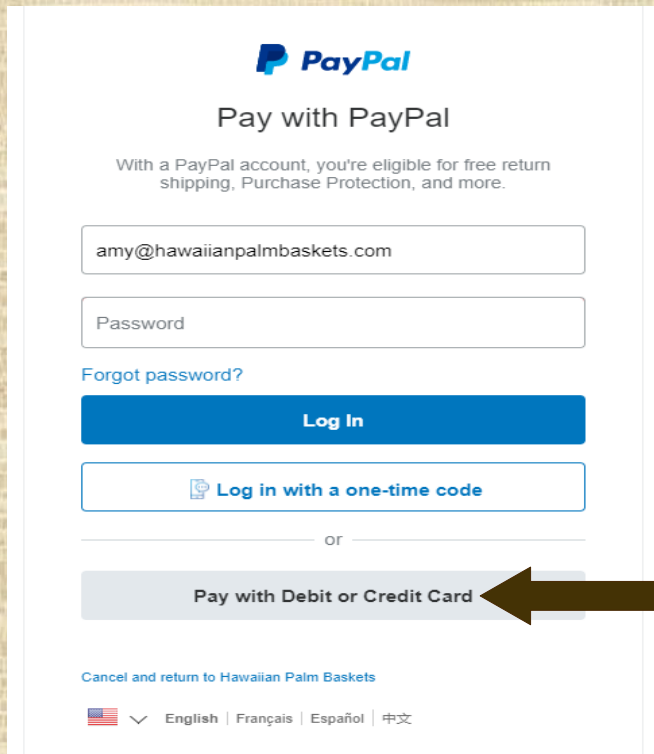


Payment can be made with PayPal or with Debit or Credit card of choice. You can also ship to an alternate Address if you choose.

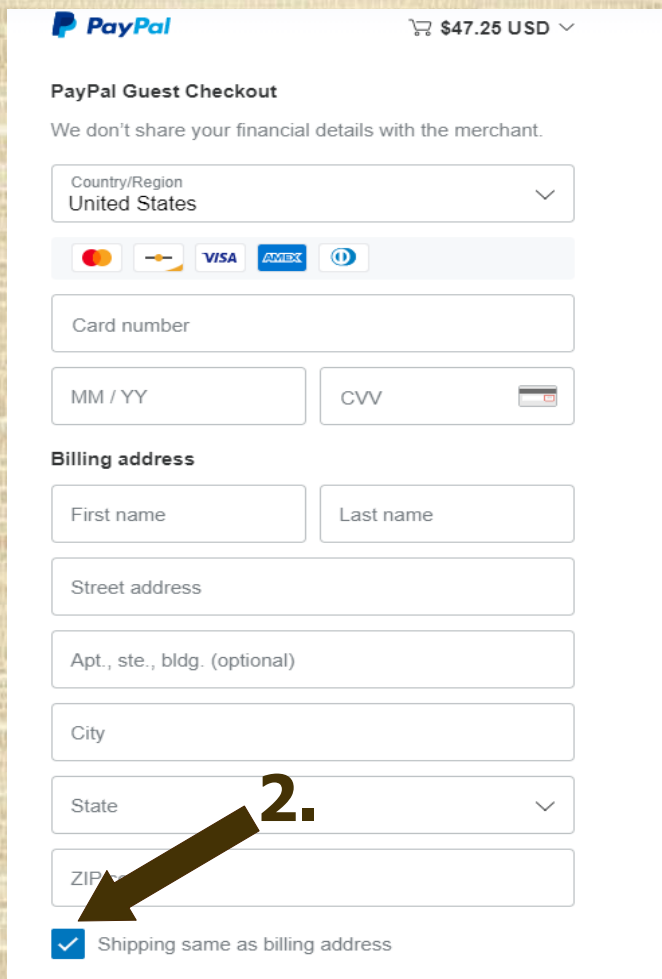
1. For Debit or Credit card, click here

2. After entering your CC info and Billing address, you can click Blue Box at the bottom to ship to a different address

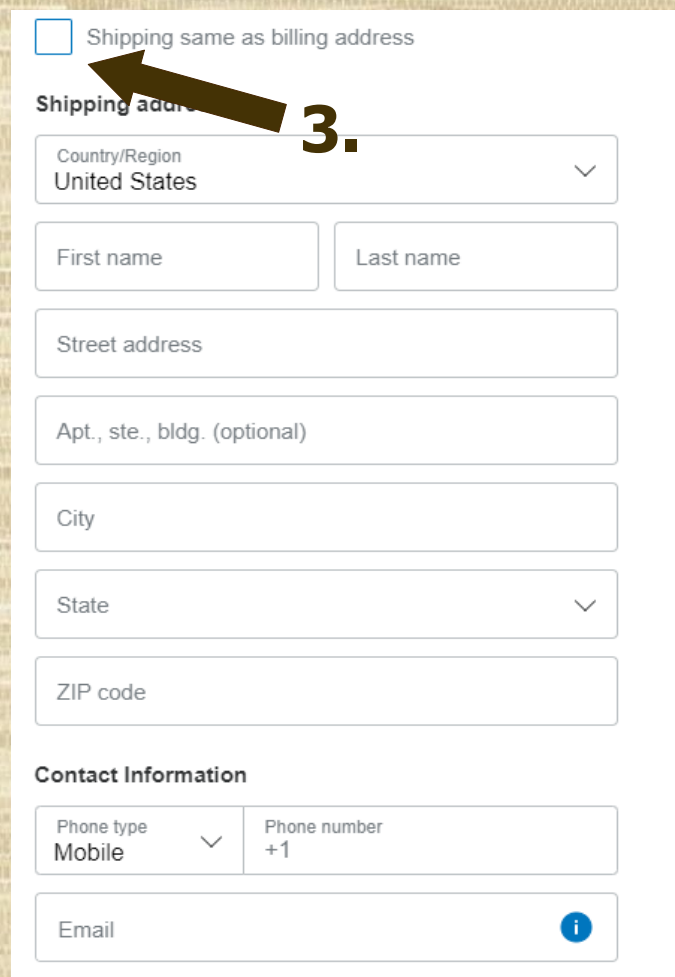
3. After un-checking the box A new form-Shipping address Will pop up and allow you to Enter the desired destination.



The image shows the PayPal login and payment options screen. At the top is the PayPal logo and the text "Pay with PayPal". Below this, it says "With a PayPal account, you're eligible for free return shipping, Purchase Protection, and more." There are two input fields: one for an email address (containing "amy@hawaiianpalmbaskets.com") and one for a password. Below the password field is a link for "Forgot password?". There is a blue "Log In" button and a button for "Log in with a one-time code". Below these is a horizontal line with "or" in the center. At the bottom is a grey button labeled "Pay with Debit or Credit Card". A large brown arrow points from the text "1." to this button. At the very bottom, there is a link "Cancel and return to Hawaiian Palm Baskets" and a language selector showing "English" with flags for US, UK, France, Spain, and China.



The image shows the PayPal Guest Checkout form. At the top is the PayPal logo and a shopping cart icon with "\$47.25 USD". Below this is the heading "PayPal Guest Checkout" and a statement "We don't share your financial details with the merchant." There is a dropdown for "Country/Region" set to "United States". Below this are logos for Mastercard, Discover, Visa, American Express, and Diners Club. There are input fields for "Card number", "MM / YY", and "CVV". Below these is the "Billing address" section with input fields for "First name", "Last name", "Street address", "Apt., ste., bldg. (optional)", "City", "State", and "ZIP". A large brown arrow points from the text "2." to the "ZIP" field. At the bottom is a checkbox labeled "Shipping same as billing address" which is currently checked. A large brown arrow points from the text "3." to this checkbox.



The image shows the shipping address form. At the top is a checkbox labeled "Shipping same as billing address" which is currently unchecked. A large brown arrow points from the text "3." to this checkbox. Below this is the "Shipping address" section with a dropdown for "Country/Region" set to "United States". There are input fields for "First name", "Last name", "Street address", "Apt., ste., bldg. (optional)", "City", "State", and "ZIP code". Below this is the "Contact Information" section with a dropdown for "Phone type" set to "Mobile" and a "Phone number" field with "+1" as a prefix. At the bottom is an "Email" field with an information icon.